

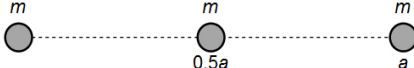
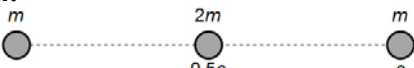
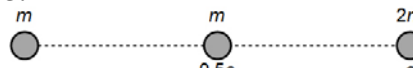

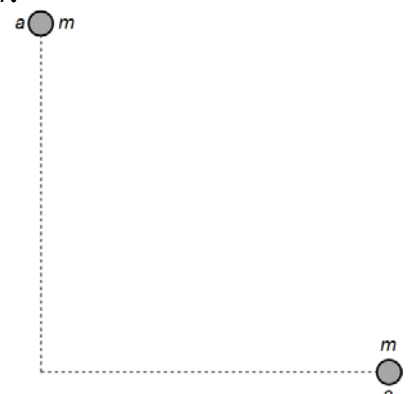
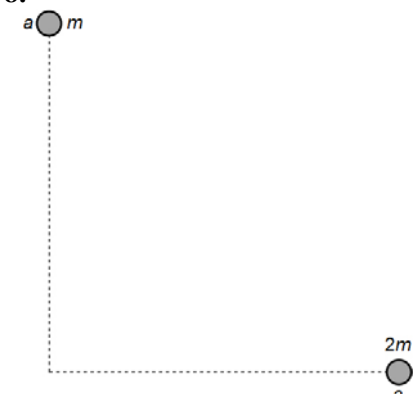





Určování polohy těžiště - zadání

Určete polohu těžiště zadané rovinné soustavy těles.

<p>1.</p> 	<p>2.</p> 	<p>3.</p> 
<p>4.</p> 	<p>5.</p> 	<p>6.</p> 
<p>7.</p> 	<p>8.</p> 	<p>9.</p> 
<p>10.</p> 	<p>11.</p> 	<p>12.</p> 